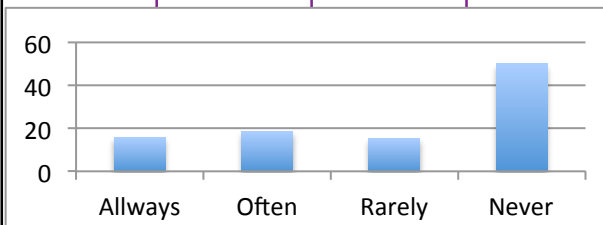
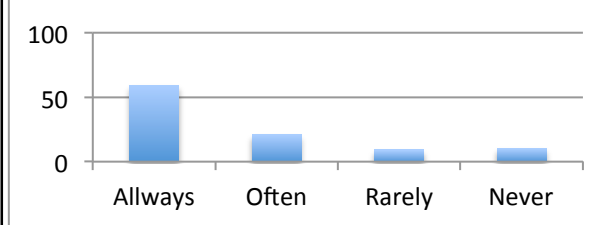
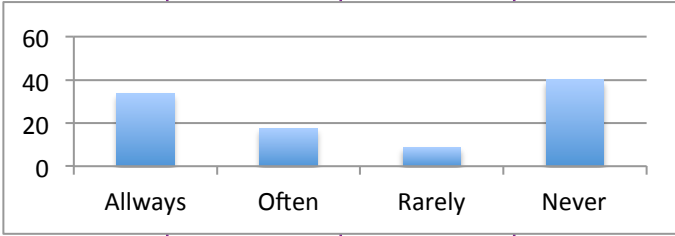
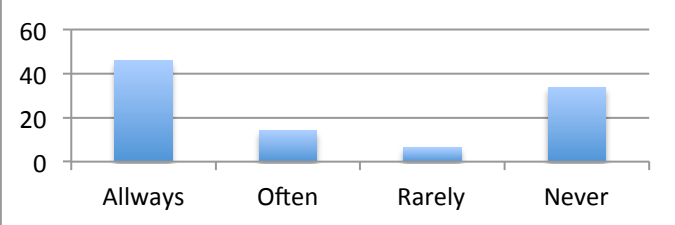


INTERNET USAGE														
	Allways	Often	Rarely	Never										
GAMES	31,68	22,42	9,5	36,36										
	<table border="1"> <caption>GAMES Usage Data</caption> <thead> <tr> <th>Frequency</th> <th>Percentage</th> </tr> </thead> <tbody> <tr> <td>Allways</td> <td>31,68</td> </tr> <tr> <td>Often</td> <td>22,42</td> </tr> <tr> <td>Rarely</td> <td>9,5</td> </tr> <tr> <td>Never</td> <td>36,36</td> </tr> </tbody> </table>				Frequency	Percentage	Allways	31,68	Often	22,42	Rarely	9,5	Never	36,36
	Frequency	Percentage												
Allways	31,68													
Often	22,42													
Rarely	9,5													
Never	36,36													
SOCIAL NETWORKS	70	13,6	3,44	12,94										
	<table border="1"> <caption>SOCIAL NETWORKS Usage Data</caption> <thead> <tr> <th>Frequency</th> <th>Percentage</th> </tr> </thead> <tbody> <tr> <td>Allways</td> <td>70</td> </tr> <tr> <td>Often</td> <td>13,6</td> </tr> <tr> <td>Rarely</td> <td>3,44</td> </tr> <tr> <td>Never</td> <td>12,94</td> </tr> </tbody> </table>				Frequency	Percentage	Allways	70	Often	13,6	Rarely	3,44	Never	12,94
	Frequency	Percentage												
Allways	70													
Often	13,6													
Rarely	3,44													
Never	12,94													

PLACE OF ACCESS

	Allways	Often	Rarely	Never									
OUT OF HOME	15,9	18,5	15,5	50,1									
	 <table border="1" style="display: none; margin: 0 auto;"> <caption>Data for OUT OF HOME Bar Chart</caption> <thead> <tr> <th>Frequency</th> <th>Percentage</th> </tr> </thead> <tbody> <tr> <td>Allways</td> <td>15,9</td> </tr> <tr> <td>Often</td> <td>18,5</td> </tr> <tr> <td>Rarely</td> <td>15,5</td> </tr> <tr> <td>Never</td> <td>50,1</td> </tr> </tbody> </table>				Frequency	Percentage	Allways	15,9	Often	18,5	Rarely	15,5	Never
Frequency	Percentage												
Allways	15,9												
Often	18,5												
Rarely	15,5												
Never	50,1												
AT HOME	59,425	21,1	9,15	10,35									
	 <table border="1" style="display: none; margin: 0 auto;"> <caption>Data for AT HOME Bar Chart</caption> <thead> <tr> <th>Frequency</th> <th>Percentage</th> </tr> </thead> <tbody> <tr> <td>Allways</td> <td>59,425</td> </tr> <tr> <td>Often</td> <td>21,1</td> </tr> <tr> <td>Rarely</td> <td>9,15</td> </tr> <tr> <td>Never</td> <td>10,35</td> </tr> </tbody> </table>				Frequency	Percentage	Allways	59,425	Often	21,1	Rarely	9,15	Never
Frequency	Percentage												
Allways	59,425												
Often	21,1												
Rarely	9,15												
Never	10,35												

INTERNET USAGE ON CELL PHONES

INTERNET USAGE ON CELL PHONES													
	Allways	Often	Rarely	Never									
GAMES	33,7	17,5	8,82	40									
	 <table border="1" style="display: none;"> <caption>Data for GAMES Bar Chart</caption> <thead> <tr> <th>Frequency</th> <th>Percentage</th> </tr> </thead> <tbody> <tr> <td>Allways</td> <td>33,7</td> </tr> <tr> <td>Often</td> <td>17,5</td> </tr> <tr> <td>Rarely</td> <td>8,82</td> </tr> <tr> <td>Never</td> <td>40</td> </tr> </tbody> </table>				Frequency	Percentage	Allways	33,7	Often	17,5	Rarely	8,82	Never
Frequency	Percentage												
Allways	33,7												
Often	17,5												
Rarely	8,82												
Never	40												
SOCIAL NETWORKS	45,82	14	6,34	33,92									
	 <table border="1" style="display: none;"> <caption>Data for SOCIAL NETWORKS Bar Chart</caption> <thead> <tr> <th>Frequency</th> <th>Percentage</th> </tr> </thead> <tbody> <tr> <td>Allways</td> <td>45,82</td> </tr> <tr> <td>Often</td> <td>14</td> </tr> <tr> <td>Rarely</td> <td>6,34</td> </tr> <tr> <td>Never</td> <td>33,92</td> </tr> </tbody> </table>				Frequency	Percentage	Allways	45,82	Often	14	Rarely	6,34	Never
Frequency	Percentage												
Allways	45,82												
Often	14												
Rarely	6,34												
Never	33,92												